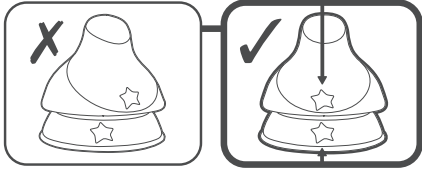




transition sippee trainer cup

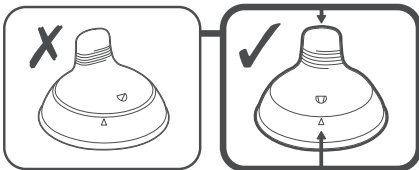
INSTRUCTIONS FOR USE

Hygiene cover alignment indicator




REMEMBER to align the ☆ on the hygiene cover with the ☆ on the screw ring.

Valve alignment indicator



Place the soft transition spout into the screw ring. REMEMBER to align the valve with the arrow.



- Before first use place in boiling water for 5 minutes. This is to ensure hygiene.
- Once you have cleaned your cup it is ready to sterilise.
- All components can be sterilised but you may choose not to sterilise the handles.
- All bottle components are suitable for sterilisation by steam (electric or microwave), boiling or cold water tablet / liquid solution.

FOR YOUR CHILD'S SAFETY AND HEALTH WARNING!

- Always use this product with adult supervision.
- Accidents have occurred when babies have been left alone with drinking equipment due to the baby falling or if the product has disassembled.
- Never use feeding teats or spouts as a soother.
- Continuous and prolonged sucking of fluids will cause tooth decay.
- Tooth decay in young children can occur even when non-sweetened fluids are used. This can occur if the baby is allowed to use the cup for long periods through the day and particularly through the night, when saliva flow is reduced or if it is used as a soother.
- Always check food temperature before feeding.
- Heating in a microwave oven may produce localised high temperatures. Take extra care when microwave heating.
- Always stir heated food to ensure even heat distribution and test the temperature before serving.
- Keep all components not in use out of reach of children.

CLEANING AND STERILISING

- Before first use, clean the product.
- Clean before each use.
- Always wash the product immediately after use.
- Wash in warm soapy water and rinse in clean water or use a dishwasher (top shelf only).
- Do not clean with solvents or harsh chemicals.
- Do not allow product to come into contact with oil based foods (e.g. oil/tomato based sauces) as staining will occur.
- Do not turn the teat inside out for cleaning. Damage could result. Use a teat brush



TAKE EXTRA CARE when cleaning the valve. In order to ensure optimum venting the spout valve is manufactured using a thinner silicone than the spout itself and therefore care needs to be taken during cleaning to ensure no damage is caused.



DO NOT USE A TEAT BRUSH or any other implement to clean the valve/the feeding holes as damage such as splits and tears may occur. However, performance of the spout may be affected if the valve is not cleaned thoroughly after each use. Ensure valve is flushed with warm water during cleaning.

STORAGE AND USE

- Inspect before each use and pull the feeding teat/spout in all directions.
- Throw away at the first signs of damage or weakness.
- Do not store or leave in direct sunlight or near a source of heat.
- Do not store or leave a feeding teat or spout in direct sunlight or near a source of heat or leave in disinfectant ("Sterilising Solution") for longer than recommended, as this may weaken the teat or spout.
- Do not store with or allow to come into contact with solvents or harsh chemicals.
- Not suitable for use in a conventional oven or a combination microwave oven with the grill feature switched on.
- For safety and hygiene reasons it is recommended that the feeding teat is replaced every 2 months.
- Do not heat in a microwave with bottle/cup sealed - Remove spout or teat, locking ring and dome cap.
- Not suitable for hot or fizzy (carbonated) drinks.
- As with most sippy cups, ours are to be used with milk, water or juices that don't contain pulp.

Jackel International Limited trading as Mayborn Group
Northumberland Business Park West

Cramlington
Northumberland
NE23 7RH, UK

Copyright © Jackel International Limited 2016.
TOMMEE TIPPEE is a registered trademark of Jackel International Limited.

Jackel International Limited retains all intellectual property rights to this product, packaging and printed or electronic media including all two and three dimensional designs, graphic images, logos and text. Jackel International Limited is incorporated in England and Wales under company number 01894022.

Any manufacture, publication, copying, hiring, lending and reproduction of any materials is strictly prohibited and constitutes infringement.

International patent applications pending.

Materials Listing: Polypropylene, Thermoplastic Elastomer & Silicone.

Made in China