

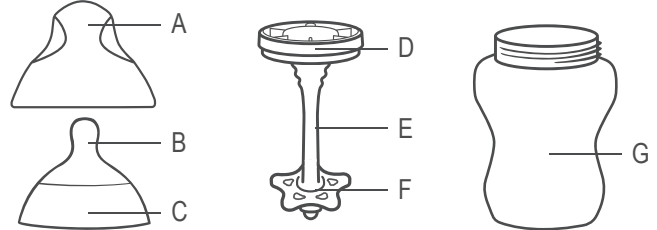


EN

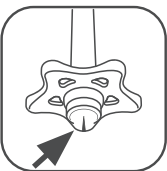
advanced anti-colic

slow
flowmedium
flowfast
flowvari
flow

- | | |
|------------------------|---|
| A Bottle Hood | E Venting Tube with Heat Sensing |
| B Teat | F Valve |
| C Screw Ring | G Bottle Base |
| D Venting Wheel | |

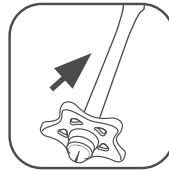
**QUICK START**

- Before use, wash all parts in warm soapy water, rinse in clean water and sterilise.
- Assemble your bottle as per the diagram.
- When assembling your bottle it is important that you check the valve (F) by holding it to the light to check that the slit in the silicone has not sealed closed. If it has sealed closed, pinch it gently between your fingers to re-open. If the valve is sealed closed your bottle will not vent properly.



Before each use, hold to the light to see the slit and pinch apart to ensure proper venting.

- Make up your feed.
- Serve.



Many health professionals recommend serving milk at body temperature (37°C / 98.6 F) The heat sensing strip turns from blue to pink at 41°C / 105.8 F). If, after 5 seconds, the heat sensing tube turns from blue to pink it means the milk is too hot to serve. This is for your reassurance, but it is important that you always check the bottle temperature before serving.

- After use, wash all parts in warm soapy water, rinse in clean water, ready to sterilise once more.

CLEANING & STERILISING

Before first use, clean the product. Clean before each use. Always wash the product immediately after use. Before first use place in boiling water for 5 minutes this is to ensure hygiene. Wash in warm soapy water and rinse in clean water or use a dishwasher (top shelf only). Ensure that you take apart the venting wheel (D) and venting tube (E) and clean thoroughly with the brush provided. For cleaning other bottle parts, use a tommee tippee closer to nature® bottle and teat brush. Once you have cleaned your bottles they are ready to sterilise. All bottle components should be sterilised. All bottle components are suitable for sterilisation by steam (electric or micro wave), boiling or cold-water tablet / liquid solution. Do not clean with solvents or harsh chemicals. Do not allow product to come into contacts with oil based foods (e.g. oil / tomato based sauces) as staining will occur. Do not turn the teat inside out for cleaning. Damage could result. Use a teat brush. Do not use a teat brush or any other implement to clean the feeding hole in the end of the teat or valve as damage such as splits and tears may occur.

STORAGE AND USE

Inspect before each use and pull the teat in all directions. Throw away at the first signs of damage or weakness. Keep all components not in use out of reach of children. For safety and hygiene reasons it is recommended that the feeding teat is replaced every 2 months. Do not store or leave in direct sunlight or near a source of heat or leave in disinfectant ("sterilising solution") for longer than recommended, as this may weaken the teat. Do not store with or allow to come into contact with solvents or harsh chemicals. Not suitable for use in a conventional oven or a combination microwave oven with the grill feature switched on. Do not heat in a microwave with bottle sealed. Remove teat, screw ring and bottle hood.

FOR YOUR CHILDS SAFETY AND HEALTH**WARNING:**

Always use this product with adult supervision. Accidents have occurred when babies have been left alone with drinking equipment due to the baby falling or if the product has disassembled. Always check food temperatures before feeding. Heating in a microwave oven may produce localised high temperatures. Take extra care when microwave heating. Always stir heated food to ensure even heat distribution and test the temperature before serving. When making up a feed, follow the formula milk manufacturer's instructions and allow the freshly boiled water to cool before pouring it into the bottle. Never use feeing teats as a soother. Continued and prolonged sucking of fluids will cause tooth decay. Tooth decay in young children can occur even when non-sweetened fluids are used. This can occur if the baby is allowed to use the bottle for long periods through the day and particularly through the night, when saliva flow is reduced or if it is used as a soother.

Jackel International Limited trading as Mayborn Group
Northumberland Business Park West
Cramlington Northumberland
NE23 7RH, UK

Jackel International Limited retains all intellectual property rights to this product, packaging, and printed or electronic media, including all two and three dimensional designs, graphic images, logos and text.

Any manufacture, publication, copying, hiring, lending and reproduction of any materials is strictly prohibited and constitutes infringement. TOMMEE TIPPEE is a registered trademarks of Jackel International Limited.